

EVALUATION OF POTENTIALLY HAZARDOUS CONTAMINANTS IN ANTI-VIRAL HERBAL PRODUCTS USED IN CLINICAL PRACTICE

SARFARAZ KAZI*, SANJAY BAIS

Department of Shri JTT University, Jhunjhunu, Rajasthan, India. Email: sanjaybais@rediffmail.com

Received: 01 November 2022, Revised and Accepted: 15 December 2022

ABSTRACT

Objective: The main objective of this research was to collect information for consumers and practitioners of marketed non-registered preparations. According to the World Health Organization (WHO) (1998), only arsenic, cadmium, and lead have maximum acceptable concentrations in starting materials of 1.0, 0.3, and 10 ppm, respectively. The allowable limits for toxic heavy metals in raw herbal medicines (ppm) according to the WHO (2007) are 0.5, 2 ppm for mercury and chromium.

Methods: The use of an atomic absorption spectrophotometer was used to determine the buildup of heavy metals such as arsenic (As), chromium (Cr), lead (Pb), mercury (Hg), and cadmium (Cd) in commercialized formulations in India. A total of ten samples of herbal formulations containing *Swertia chirata*, *Triphala*, *Haridra*, *Daruharidra*, *Kantakari*, *Brhati*, *Karcura*, *Sunthi*, *Marica*, and *Pippali* were selected for this research.

Results: The results of this survey show that levels of heavy metals exceeding the limits allowed in unlicensed herbal preparations marketed have been found in the plant-based formulations studied. The herbal formulations coded AV1, AV2, AV7, and AV8 were found to be contaminated by arsenic (As) and in AV2, AV4, AV6, AV7, AV8, and AV9 were found to be contaminated by lead (Pb) levels. Herbal formulations coded AV1, AV2, AV3, AV4, AV6, AV7, AV8, and AV9 were found to be contaminated by mercury level and chromium level was AV1, AV2, AV3, AV4, AV5, AV6, AV7, AV8, AV9, and AV10.

Conclusion: This work shows that the heavy metal content has been found in plant-based formulations. Because these formulations accumulate in the body, they can damage the delicate organs of the patient.

Keywords: Herbal Formulations, Heavy metals, Lead (Pb), Mercury (Hg), Arsenic(As), Cadmium (Cd), and Chromium (Cr), Atomic absorption spectrophotometer, Toxicity.

© 2023 The Authors. Published by Innovare Academic Sciences Pvt Ltd. This is an open access article under the CC BY license (<http://creativecommons.org/licenses/by/4.0/>) DOI: <http://dx.doi.org/10.22159/ajpcr.2023v16i3.46722>. Journal homepage: <https://innovareacademics.in/journals/index.php/ajpcr>

INTRODUCTION

Several high-profile incidents in developed communities over the last decade have purportedly revealed negative consequences, some of which are life-threatening, as a result of using over-the-counter herbal medications or various ethnic groups' traditional medicines [1]. In a global environment, plant-based preparations are developing as an alternative treatment in many segments of society. In recent years, the growing need for herbal preparations has aroused growing interest among consumers [2]. Herbal medicines are a collection of formulas used to treat a variety of ailments. Herbal remedies are used by people to try to maintain or improve their health [3]. Herbal medicines are preparations of herbal plant materials with therapeutic values for human beings, it contain extracted plant material from one or more herbal plant inorganic and animal origin [4]. The modern pharmaceutical business develops and manufactures herbal medicinal preparations. Herbal medications have been utilized as cures and treatments for a variety of ailments since ancient times [5]. The raw ingredients of herbal medications are susceptible to fungal infections in India due to unprofessional methods of collection, storage, and transportation, as well as favorable meteorological circumstances. Herbal medicines are becoming increasingly popular as a treatment option in many regions of the world. Growing consumer interest in natural products has stimulated the rise in demand for herbal medications in recent years [6].

Plants and plant products have been used to treat a health problem since the ancient time. Traditional and herbal treatments are still preferred by a large portion of the world over modern synthetic medicines since they are natural. In modern pharmaceutical industry herbal medicine preparations are created and developed [7]. Herbal remedies are substances and preparations made from plants that have medicinal or

other advantages for human health [8]. The use of grinding weights or metal pot herbs growing in soils high in metals may be another cause of adulteration [9]. Heavy metal concentrations allow raw plants to be used in the creation of medications for the amount absorbed rises with concentration and are raised by a constant mass of a dose [10]. In 20% of the 70 Ayurvedic herbal medicines tested, hazardous heavy metals were present in potentially lethal concentrations [11]. *Triphala* has been a crucial health supplement for purification, renewal, and balance, particularly during the summer [12].

According to the World Health Organization (WHO), herbal medicines are used by 80% of the world's population in primary healthcare (WHO, 2007). Herbal material and herbal products carrying herbs have long been traded and are now used for a wide range of reasons [13]. An herb, according to the WHO, it is a dried, separated, freshly, granulated herbal parts that shall be utilized, its raw form or next activity and manufactured to suit a finished unregistered plant product [14]. The Ayurveda systems of medicine, roughly 30 species are used in the Ayurveda system of medicine [15]. Only by setting regulatory requirements on these items, which should be created using good practices, can the public be convinced that plant and natural herbal products are safer than synthetic drugs [16].

The final by-products could be manufactured in line with good manufacturing practices and subjected to post-marketing quality assurance surveillance. Because natural goods are herbs considered and hence safe, testing for hazardous and unfavorable medication reactions of plant preparations have been neglected [17]. Because the amount taken increases with the concentration, raised by the constant mass of a taken dose, heavy metal concentration it is the factors that make extracted herbal material admissible for the creation of medicines [18].

The aim of this study characterizes the content of cadmium, copper, iron, nickel, selenium, zinc, lead, and mercury in a random sample of traditional Nigerian products. Herbal drugs are said to be therapeutic and are widely accepted, there have been cases of chronic and acute excitement as a result of their use [19].

METHODS

Herbal formulation profile

Anti-viral samples of the 10 herbal formulations dispensed by Registered Medical Practitioners were gathered from Solapur district India's area. Herbal formulations containing mainly the *Swertia chirata*, *Triphala*, *Haridra*, *Daruharidra*, *Kantakari*, *Brhati*, *Karcura*, *Sunthi*, *Marica*, and *Pippali* were selected for study in this research. The herbal formulations were denoted by code AV1 to AV10.

Chemicals and reagents

J. T. Baker supplied supra pure nitric acid, and Merck supplied hydrogen peroxide is analytical grade chemical. Merck provided stock solutions with standard of Cr, Cd, Pb, As, and Hg. Milli-Q water was used to make all of the solutions and dilutions (Millipore, Elix).

Sample preparation

Microwave aided wet digestion was used to prepare a sample of each herbal formulation. In a clean, dry Teflon digestion tube, around of herbal powder 0.5 g were mixed with 5 mL of (68%) nitric acid, 1 mL (30%) of hydrogen peroxide and microwave assisted digestion in a microwave digester. After filtration the digest was transferred into a volumetric flask with Milli-Q water after digestion. If necessary, more dilutions were prepared.

INSTRUMENTATION

Equipment calibration

The following detection limits and sensitivity of the employed atomic absorption spectrophotometer (AAS) equipment were obtained from the researched elements. As of 0.02 and 0.08 parts per million for Cd, 0.2 and 1.0 parts per million for Cd, and 2 and 10.0 parts per million for Pb.

Extraction of heavy metals from Herbal formulations

A sample of herbal formulation of 10 g was taken and heated in a silica crucible to remove the moisture. At 450°C, for 2 h in a muffle furnace it was put, in to separate the organic parts. To cool, 20 mL distilled water added, ash was digested in 5 mL dilute HCL + 1 mL HNO₃. By distilling water, filtered and the filter paper was washed in 100 mL volumetric flask. Distilled water and suitable dilutions were prepared with it was made with 100 ml. This filtrate contained the metal-like, cadmium, Mercury, lead, Chromium, and arsenic. The Lead, Arsenic, cadmium and Mercury, and Chromium were evaluated by Atomic Absorption Spectrophotometer [20].

Standard solutions varying from 1 ppb to 15 ppb were diluted from 1000 ppm standard stock solutions and stored at 4°C. An (AAS, Agilent 280FS AA) fitted along an atomizer of graphite tube was used to evaluate the product samples right away (GTA 120). The apparatus was set to GTA mode, with a run rate of 3 L/min of argon gas and temperature settings that the instrument manufacturer suggested. All analyses were carried out in batches, with standards, reagent blanks, and herbal samples included in each batch. The concentrations of heavy metals were calculated [21].

RESULTS

The result of herbal formulations given arsenic was found in AV1, AV2, AV7, and AV8 with values of 15.21, 9.39, 291.43, and 632.34 ppm in this study, respectively (Table 1 and Fig. 1).

Lead was found in herbal formulations in this study in AV2, AV4, AV6, AV7, AV8, and AV9, with values of 13.32, 12.865, 13.569, 160.809, 398.664, and 12.969 ppm it above the WHO recommended limits (Table 1 and Fig. 2).

Cadmium was found in all herbal formulations with the values of <0.1 ppm in this study (Table 1 and Fig. 3).

Mercury was detected in AV1, AV2, AV3, AV4, AV6, AV7, AV8, AV9, and AV10 with the value of 14.54, 7.39, 14.87, 12.28, 8.06, 8.23, 4.13, and 8.84 ppm of the herbal formulation calculated in this investigation (Table 1 and Fig. 4).

Chromium level was found in AV1, AV2, AV3, AV4, AV6, AV7, AV8, AV9, and AV10 with the value of 224.52, 140.46, 138.7, 135.67, 141.72, 143.09, 221.87, 316.87, 222.05, and 137.96 ppm of the herbal formulation calculated in this investigation (Table 1 and Fig. 5).

DISCUSSION

Chemicals and heavy metals are constantly polluting the atmosphere and soil as a result of the rapid development of industries, as well as the widespread use of fertilizers and pesticides. As a result, contaminants and heavy metals concentrate in the herbal plants that in contaminated regions, then enter into the body of human being by food chain via herbal preparations, extracts, and any parts. The negative health effect of this heavy metals, and environmental impact, have been a major topic of worry around the world Indian herbal medicine are now thought to be a toxicity of heavy metal and their source in both humans and animals [22]. The Ayurvedic Pharmacopoeia of India, like WHO, suggested the herbals, those are the fresh obtained for herbal treatments, be tested of existing toxic heavy metals mentioned above, and sets limits for them. The maximum allowed limit of lead in raw herbs, according to the Ayurvedic Pharmacopoeia of India, is 10.0 ppm and the highest allowed value 0.3 ppm for cadmium. According to the Ayurvedic Pharmacopoeia of India, the maximum allowed value 3.0 ppm for arsenic [23]. There have been reports of traditional Chinese, Indian, Malaysian, and Thai herbal medications contaminating herbal preparations, among other reasons for their toxic effects [24-26]. The majority of Ayurvedic and herbal enterprises in India commercial suppliers supply herbal materials for use them in contents without testing. Ten herbal formulations were submitted for qualitative determination of heavy metal by AAS in the current investigation. Table 1 summarizes the results of the examination of five heavy metals in ten herbal formulations.

Arsenic is a nonessential element that is poisonous. It is contaminated by geological sources that drain into aquifers and contaminate water. It can also be contaminated by mining, pesticide application, and other industrial operations. Many traditional treatments given it is a contaminated. Arsenic toxicity in groundwater is severing public health issue that affects people in millions of in the Ganges delta, which includes India and Bangladesh [27]. Arsenic toxicity is caused by the inactivation of up to 200 enzymes, most of which are complicated in cellular energy processes, and repair, DNA synthesis. Nausea, vomiting, abdominal discomfort, and severe diarrhea are all symptoms of acute arsenic poisoning. Chronic toxicity causes multisystem disorders, such as carcinogens, which affects nearly all organs [28,29].

Arsenic was found in AV1, AV2, AV7, and AV8 with values of 15.21, 9.39, 291.43, and 632.34 ppm in this study (Table 1 and Fig. 1). The stable heavy metal lead is most commonly found in soil. This is highly toxic to microorganism, animals and plants. The use of fertilizers on a regular basis, the combustion of fossil fuels, and the disposal of sewage sludge are all contributing to the rise in lead pollution. Harmful toxicity symptoms produced such as nephritis, colic, headache, anemia, convulsions, brain damage, and central nervous system disease could result from level of lead exceeding acceptable limits [30,31].

Lead was found in AV2, AV4, AV6, AV7, AV8, and AV9 herbal formulations in this study, with values of 13.32, 12.865, 13.569, 160.809, 398.664, and 12.969 ppm it above the WHO recommended limits (Table 1 and Fig. 2). It has recently gained increasing attention as a result of its widespread presence in water, soil, milk, food, and herbal therapeutic item [32]. Small amounts of cadmium cause damage to the human arterial kidney, resulting in renal collapse. It builds up in the human body, replacing zinc

Table 1: Heavy metal contents in unregistered herbs (ppm)

S. No	Herbal formulations Code	Arsenic (As) Mean±SD WHO permissible Limit: 5 ppm	Lead (Pb) Mean±SD WHO permissible Limit: 10 ppm	Cadmium (Cd) Mean±SD 0.3 ppm	Mercury (Hg) Mean±SD WHO permissible Limit: 0.5 ppm	Chromium (Cr) Mean±SD WHO permissible Limit: 2 ppm
1	AV1	15.21±1.9860	4.371±0	<0.1±1.5202	14.54±3.9443	224.52±3.1776
2	AV2	9.39±0	13.320±1.9860	<0.1±1.5300	7.39±9.9301	140.46±0
3	AV3	0.62±0	0.5±0	<0.1±1.5101	14.87±0	138.70±0
4	AV4	1.62±0	12.865±0	<0.1±1.5201	12.28±0	135.67±0
5	AV5	0.67±0	4.48±0	<0.1±1.5002	0.01±0	141.72±0
6	AV6	2.98±0	13.569±0	<0.1±1.5000	8.06±0	143.09±0
7	AV7	291.43±0	160.809±0	<0.1±1.5102	8.23±0	221.87±0
8	AV8	632.34±0	398.664±0	<0.1±1.5201	4.13±0	316.87±0
9	AV9	0.85±0	12.969±0	<0.1±1.5303	8.84±0	222.05±0
10	AV10	0.32±0	0.5±0	<0.1±1.5104	0.83±0	137.96±0

Numbers of samples n=10

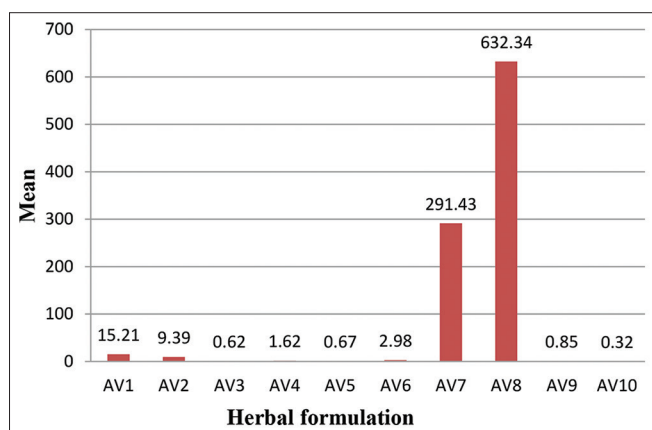


Fig. 1: Summarized arsenic level in herbal formulations. Result are given in mean

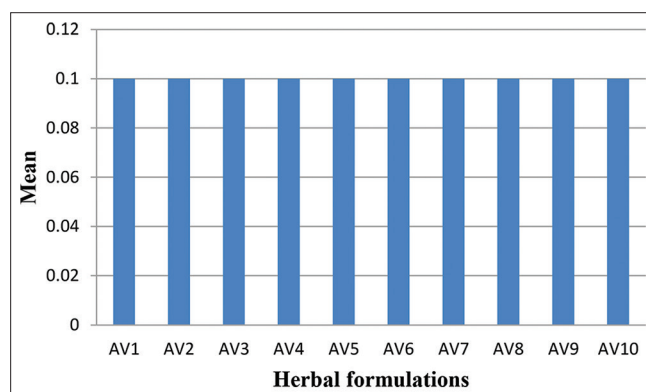


Fig. 3: Summarized cadmium level in herbal formulations. Results are given in mean

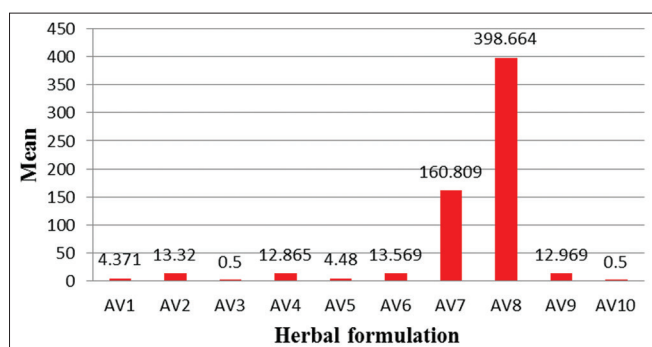


Fig. 2: Summarized lead level in herbal formulations. Result are given in mean

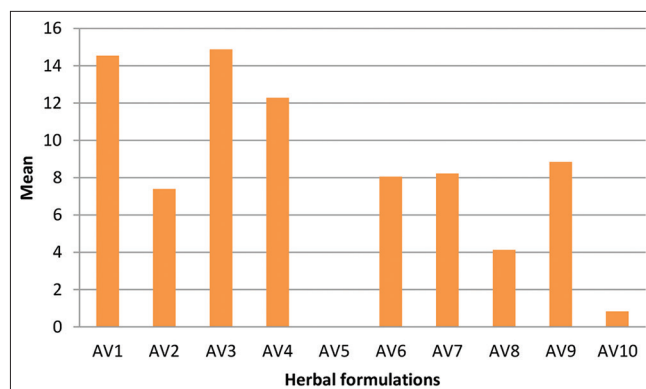


Fig. 4: Summarized mercury level in herbal formulations. Result are given in mean

biochemically, resulting in liver problems, hypertension, and kidney failure. Cadmium produces toxicity which is characterized by bone weakening, anemia, renal failure, and death [33]. Cadmium was found in all herbal formulations with the values of <0.1 ppm in this study (Table 1 and Fig. 3). The cadmium concentration of the remaining herbs was determined to be below level and the WHO standards. Mercury has negative outcomes on the kidneys and nervous system, and it can penetrate the placental barrier, posing a risk to the fetus [34]. The general public is exposed to mercury mostly through the ingestion of fish, as methyl mercury, and possibly through dental amalgam fillings [35]. Infertility, suppression of natural antioxidant enzymes, and brain damage has all been linked to mercury levels beyond the permitted limits.

Mercury was detected in AV1, AV2, AV3, AV4, AV6, AV7, AV8, AV9, and AV10 with the value of 14.54, 7.39, 14.87, 12.28, 8.06, 8.23, 4.13, and

8.84 ppm of the herbal formulation evaluated in this investigation (Table 1 and Fig. 4). Tanneries, paper, paint, and steel industries, as well as sewage sludge applications and alloys in motor vehicles, all contribute to chromium contamination. The mineral chromium is required for glucose metabolism. It also has a role in the production of proteins and lipids. It is a crucial component for maintaining adequate glucose metabolism. Chromium's function is inextricably linked to that of insulin, which plays a critical role in diabetes mellitus. The pancreas, which makes insulin, contains chromium [36,37].

Skin rashes, nasal irritations, bleeding, lung cancer, kidney and liver damage, and stomach upset and are all hazardous actions of chromium use. Chromium deficiency causes problems with glucose, lipids, and protein metabolism [38]. According to the WHO, the acceptable maximum for chromium in raw herbal materials in Canada is 2.0 ppm (Table 2).

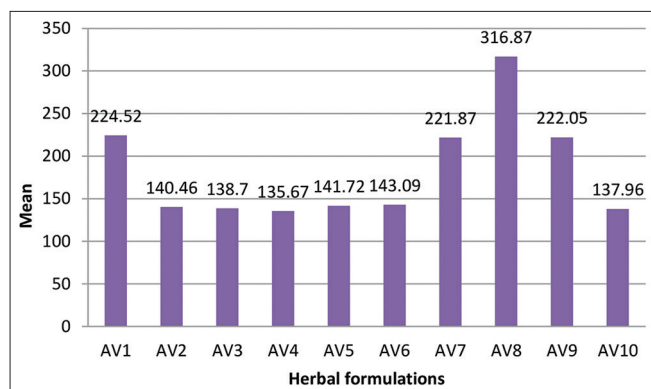


Fig. 5: Summarized chromium level in herbal formulations. Result are given in mean

Table 2: Permissible limits for toxic heavy metals in raw medicinal herbs (ppm) as per WHO (WHO, 2007)

S. No	Countries	As (ppm)	Pb (ppm)	Cd (ppm)	Hg (ppm)	Cr (ppm)
1	Thailand	4	10	0.3	-	-
2	China	2	10	1	0.5	-
3	Canada	5	10	0.3	0.2	2
4	General	-	10	0.3	-	-

All of the formulations in this study had chromium levels that were higher than the WHO's permitted Canadian limits (Table 1 and Fig. 5). At all levels of five potentially harmful heavy metals examined in all ten herbal formulations were determined more than the acceptable limits in all ten medicinal herbs analyzed. When dealing with therapeutic herbs for human consumption, the suggestions of the current research should be considered.

The findings recommended that regular and systematic qualitative evaluation of extracted herbal materials is required to find out the over limits of heavy metal contaminants before using them for human use or the processing of finished products of herbal drug dosages, so that possible heavy metal impurities do not reach to the herbal products. Medicinal unregistered herbal formulations utilized for human use, as well as the creation of herbal finished formulations and purified herbal parts, should be harvested from an unpolluted natural habitat.

CONCLUSION

The conclusion of this investigation shows that heavy metal content was found in the herbal formulations studied. Heavy metals like Arsenic levels were over permitted limits in commercialized unregistered herbal formulations were found to be AV1 (15.21), AV2 (9.39), AV7 (291.43), and AV8 (632.34). Lead levels were found to be over the permitted limits in AV2 (13.32ppm), AV4 (12.865 ppm), AV6 (13.569 ppm), AV7 (160.809 ppm), AV8 (398.664 ppm), and AV9 (12.969 ppm). Cadmium levels of all herbal formulations were found below the limits (0.1 ppm). Mercury level was AV1 (14.54 ppm), AV2 (7.39 ppm), AV3 (14.87 ppm), AV4 (12.28 ppm), AV6 (8.06 ppm), AV7 (8.23 ppm), AV8 (4.13 ppm), and AV9 (8.84 ppm) and Chromium level was AV1 (224.52 ppm), AV2 (140.46 ppm), AV3 (138.7 ppm), AV4 (135.67 ppm), AV5 (141.72 ppm), AV6 (143.09 ppm), AV7 (221.87 ppm), AV8 (316.87 ppm), AV9 (222.05 ppm), and AV10 (137.96 ppm) all highest than the allowed limits. As per the aim of this research work on the basis of gathered information it reflects to follow Standard Agricultural Practices for cultivation, collection, processing of herbal plants.

ACKNOWLEDGMENTS

I am very thankful to Deputy Quality Manager, Green solution Enviro and Agro Laboratories Pvt. Ltd. Pune, Maharashtra state for providing

research facilities. I would wish to convey my regards to Prof. Dr. Sanjay K. Bais, Research Supervisor, Shri JYT University Vidyanagari, Churu road, Jhunjhunu, Rajasthan for his valuable advice and suggestions during research work.

AUTHORS CONTRIBUTION

These researches were investigated by Mr. Sarfaraz Kazi and the research data were concluded by Prof. Dr. S. K. Bais.

CONFLICT OF INTEREST

The scriptwriter has not conflict of interests regarding publication of this article.

AUTHORS FUNDING

I hereby certify that no organization contributed money to the execution of this study.

REFERENCES

- Bais SK, Chandewar AV. Comparative evaluation of heavy metals in marketed antidiabetic churna by atomic absorption spectroscopy. *Asian J Phytomed Clin Res* 2013;3:149-59.
- Bais SK, Chandewar AV, Wargantiwar DW, Charjan SM. Comparative evaluation of heavy metals in marketed haematinic herbal formulations by atomic absorption spectroscopy. *Asian J Pharm Anal* 2014;4:11-6.
- Bais S, Chandewar AV, Wargantiwar D, Charjan S. Comparative evaluation of microbiological qualities of formulations containing ashwagandha marketed in Yavatmal district of India. *Pharm Res* 2014;11:1-5.
- Bais SK, Chandewar AV. Comparative evaluation of microbiological quality of antidiabetic churna marketed in India. *Ethnopharmacology* 2012;4:1-4.
- Bais SK, *et al.* Comparative evaluation of microbiological quality of hepatoprotective Herbal formulations marketed in Yavatmal District of India. *IJAPA* 2014;4:44-6.
- Bais S, Chandewar AV. Toxicological standardization of marketed Ashwagandha formulations by atomic absorption spectroscopy. *Asian J Pharm Clin Res* 2013;6:45-8.
- Bais SK, Chandewar AV, Gadewar CK, Dewani AP, Charjan SM. Comparative evaluation of heavy metals in Triphala churna marketed in India. *Asian J Chem* 2011;23:1879-80.
- Choi DW, Kim JH, Cho SY, Kim DH, Chang SY. Regulation and quality control of herbal drugs in Korea. *Toxicology* 2002;181-182:581-6. doi: 10.1016/s0300-483x(02)00487-0, PMID 12505370
- Elvin-Lewis M. Should we be concerned about herbal remedies. *J Ethnopharmacol* 2001;75:141-64. doi: 10.1016/s0378-8741(00)00394-9, PMID 11297844
- Lozak A, Sołtyk K, Ostapczuk P, Fijałek Z. Determination of selected trace elements in herbs and their infusions. *Sci Total Environ* 2002;289:33-40. doi: 10.1016/s0048-9697(01)01015-4, PMID 12049404
- Abernethy DR. The Public Health Framework: Report of IOM Meeting on Heavy Metals, USP Chief Science Officer USP Annual Scientific Meet; 2008.
- Mukharji PK, Rai S, Bhattacharya S, Wahile A, Padasaha B. *Indian J Trad Knowl* 2008;7:379.
- Mathur SC. Brief About the Herbs and Herbal Products in Indian Pharmacopoeia, Herbal Pharmacopoeia. 2007.
- Elvin-Lewis M. Safety issues associated with herbal ingredients. *Adv Food Nutr Res* 2005;50:219-313. doi: 10.1016/S1043-4526(05)50007-X, PMID 16263432
- Choi DW, Kim JH, Cho SY, Kim DH, Chang SY. Regulation and quality control of herbal drugs in Korea. *Toxicology* 2002;181:581-6.
- Chan K. Some aspects of toxic contaminants in herbal medicines. *Chemosphere* 2003;52:1361-71. doi: 10.1016/S0045-6535(03)00471-5, PMID 12867165
- Pal SK, Shukla Y. Herbal medicine: Current status and the future. *Asian Pac J Cancer Prev* 2003;4:281-8. PMID 14728584
- Jian X, Liu L, Chen S, Liao Y. Overview on external contamination sources in traditional Chinese medicines. *World Sci Technol* 2008;10:91-6.
- Obi E, Akunyili DN, Ekpo B, Orisakwe OE. Heavy metal hazards of Nigerian herbal remedies. *Sci Total Environ* 2006;369:35-41.

- doi: 10.1016/j.scitotenv.2006.04.024, PMID 16759683
20. Sharma AK, Gaurav SS, Balkrishna A. A rapid and simple scheme for the standardization of polyherbal drugs. *Int J Green Pharm* 2009;3:134-40. doi: 10.4103/0973-8258.54904
 21. Beheraet B, Bhattacharya S. The importance of assessing heavy metals in medicinal herbs: A quantitative study. *Humanit Med* 2016;6:e3.
 22. Dwivedi SK, Dey S. Medicinal herbs: A potential source of toxic metal exposure for man and animals in India. *Arch Environ Health* 2002;57:229-31. doi: 10.1080/00039890209602941, PMID 12507176
 23. Anonymous. The Ayurvedic Pharmacopoeia of India. Part I. Vol. 6. 2009. Available from: <https://www.ayurveda.hu> [Last accessed on 2015 Sep 21].
 24. Pandya CB, Patel TS, Parikh DJ, Chatterjee SK, Ramanathan NL. *???*. *J Environ Biol* 1983;4:127.
 25. Ang HH. Lead contamination in *Eugenia dyeriana* herbal preparations from different commercial sources in Malaysia. *Food Chem Toxicol* 2008;46:1969-75. doi: 10.1016/j.fct.2008.01.037, PMID 18328612
 26. Ariyaphong W, Kanjana J, Seewaboon SS. Triphala: The Thai traditional herbal formulation for cancer treatment. *Songklanakarin J Sci Technol* 2009;31:139-49.
 27. Bhattacharya S, Das SK, Haldar PK. Arsenic induced myocardial toxicity in rats: Alleviative effect of *Trichosanthes dioica* fruit. *J Diet Suppl* 2014;11:248-61. doi: 10.3109/19390211.2014.937044, PMID 25057964
 28. Ratnaike RN. Acute and chronic arsenic toxicity. *Postgrad Med J* 2003;79:391-6. doi: 10.1136/pmj.79.933.391, PMID 12897217
 29. Klaassen CD. Casarett and Doull's Toxicology: The Basic Science of Poisons. 6th ed. New York: McGraw-Hill; 2001.
 30. Tong S, von Schirnding YE, Prapamontol T. Environmental lead exposure: A public problem of global dimension. *Bull World Health Organ* 2000;78:1068-77. PMID 11019456
 31. Singh KP, Bhattacharya S, Sharma P. Assessment of heavy metal contents of some Indian medicinal plants. *Am Eurasian J Agric Environ Sci* 2014;14:1125-9.
 32. Nordberg G. Excursions of intake above ADI: Case study on cadmium. *Regul Toxicol Pharmacol* 1999;30:S57-62. doi: 10.1006/rtp.1999.1327, PMID 10597615
 33. Risher JF. *Elemental Mercury and Inorganic Mercury Compounds: Human Health Aspects*. Vol. 50. Geneva, Switzerland: World Health Organization; 2003.
 34. Baht RV, Moy GG. Monitoring and assessment of dietary exposure to chemical contaminants. *World Health Stat Q* 1997;50:132-49. PMID 9282396
 35. Ano AO, Ubochi CI. Nutrient composition of climbing and prostrate vegetable cowpea accessions. *Afr J Biotechnol* 2008;7:3795-6.
 36. Zetić VG, Stehlik-Tomas V, Grba S, Lutilsky L, Kozlek D. Chromium uptake by *Saccharomyces cerevisiae* and isolation of glucose tolerance factor from yeast biomass. *J Biosci* 2001;26:217-23. doi: 10.1007/BF02703645, PMID 11426057
 37. Rai V, Agnihotri AK, Khatoon S, Rawat AK, Mehrotra S. Chromium in some herbal drugs. *Bull Environ Contam Toxicol* 2005;74:464-9. doi: 10.1007/s00128-005-0608-0, PMID 15903179
 38. Shanker AK, Cervantes C, Loza-Tavera H, Avudainayagam S. Chromium toxicity in plants. *Environ Int* 2005;31:739-53. doi: 10.1016/j.envint.2005.02.003, PMID 15878200