

## MEDICINAL SIGNIFICANCE OF NOVEL COUMARINS: A REVIEW

SHARANABASAPPA B. PATIL\*, GOURAMMA P., SHIVAKUMAR S. JALDE

\*Department of Chemistry, Ramaiah Institute of Technology, Bangalore 560054, Department of Chemistry, S B College of Science, Kalaburagi 585102, Karnataka, India, Department of Medicinal Chemistry, Jungwon University Goesan 28024, Republic of Korea  
Email: sbp7910@gmail.com

Received: 02 May 2021, Revised and Accepted: 24 Jun 2021

### ABSTRACT

Coumarone is a chemical compound found in many plants. Coumarone having diverse pharmacological properties popularly known as an antimicrobial, Analgesic anti-inflammatory, Anticancer, Antiviral, anticoagulant, antihypertensive, anticonvulsant, antihyperglycemic, antioxidant, activities. Coumarone was also observed in all green color veggies, and also in fruits and their seeds, dark coffee, tea leaves, further it is used for herbal remedies due to having less toxicity, very cheaper. The most useful method for the synthesis of Coumarone is from phenol and ethyl acetate and also by using catalyst. In this paper we tried to update the observations of authors towards the biological and medicinal significance of novel the natural and synthetic coumarone derivatives.

**Keywords:** Coumarone derivatives, Biological and Pharmacological activities

© 2021 The Authors. Published by Innovare Academic Sciences Pvt Ltd. This is an open access article under the CC BY license (<https://creativecommons.org/licenses/by/4.0/>)  
DOI: <https://dx.doi.org/10.22159/ijcpr.2021v13i4.42733> Journal homepage: <https://innovareacademics.in/journals/index.php/ijcpr>

### INTRODUCTION

Coumarone consists the huge class of phenolic compounds [1, 2]. Coumarone were initially observed in Tonka bean and having thirty different families [3-9]. Coumarone also observed in some of the oils such as cassia oil [10], cinnamon oil [11-16] etc.

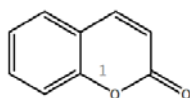


Fig. 1: Coumarin or benzopyrone

As coumarin having the properties of blood thinning and antitumor properties, so it should not be taken while using anticoagulant. In view of these literature surveys, several natural and synthetic coumarin (2-oxo-2H-chromene) derivatives showed various medicinal and pharmacological activities [17-21]. Coumarins are also widely used as therapeutic agents and malignancies [22, 23].

### Medicinal applications

Steffen *et al.* [24] synthesized hydroxycoumarin derivatives and screened on human tumor cells. Egan and his team [25, 26] was observed cytostatic and cytotoxic nature of nitro substituted hydroxycoumarin. Warfarin, a coumarin analog was more or less cytotoxic against tumor cells [27]. Warfarin was reported to inhibit rat mammary carcinoma.

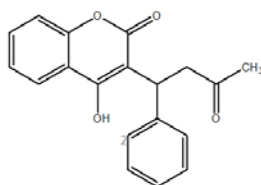


Fig. 2: Warfarin

Akmal and team [28, 29] observed synergistic cytotoxicity activity [30].

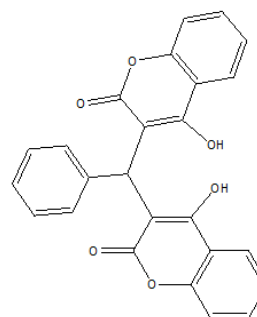


Fig. 3: 3,3'-Benzylidene-bis (4-hydroxycoumarin)

The following coumarone complex derivatives showed good anticoagulant action.

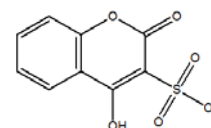


Fig. 4: 3-Sulfo-4-hydroxycoumarin

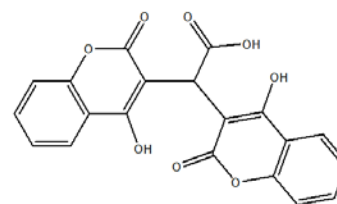
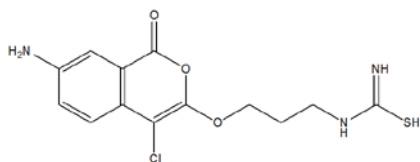


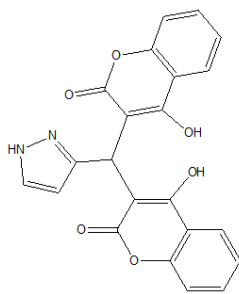
Fig. 5: Bis-(4hydroxy-3-coumarinyl)-acetic acid

Kerr *et al.* [31-37] synthesized compounds that inhibit the Vitamin K and Kam *et al.* [38] synthesized various isocoumarin derivatives.



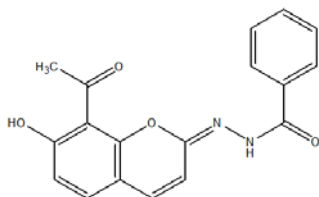
**Fig. 6: 7-Amino-4-chloro-3-(3-isothioureidopropoxy) isocoumarin**

Smirnova and team reported various coumarone derivatives [39]. Wallin *et al.* [40] and Hart *et al.* [40] have studied the synthesis and anticoagulant activity of coumarin derivatives. Yamada [42, 43] and team observed the spasmolytic activity of several coumarin compounds. Aminov *and team* [44]. Observed spasmolytic and hypotensive activities. Brhamabhattach *et al.* [45] have synthesized various derivatives. Bhosale *et al.* [46] have reported the synthesis and antipsychotic activity of new coumarinoacetamides.



**Fig. 7: Bis(4-hydroxy-2-oxo-2H-chromen-3-yl)-(1H-pyrazol-3-yl)-methane**

Irena K *et al.* [47] synthesised the various coumarin complexes. Recently, Antigoni Kotali *et al.* [48] observed the antileucemic activity of coumarin benzoylhyrozone derivatives.

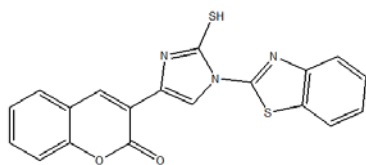


**Fig. 8: 7-Hydroxy-8-acetylcoumarin benzoylhydrazone**

Shingare *et al.* [49] have reported a new methodology for the synthesis of coumarinophosphorothioates from 7-hydroxy coumarin derivatives using O, O-diethyl phosphorochloridothiate in presence of sodium hydroxide and aliquat 336 as catalyst.

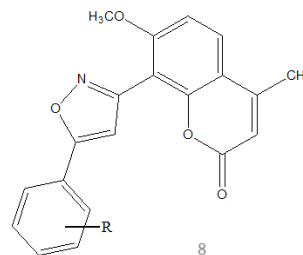
#### Biological activities

Desai *et al.* have mentioned ecofriendly microwave synthesis of imidazole derivatives containing coumarin moiety and their antimicrobial activity.



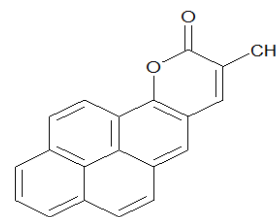
**Fig. 9: 3-(1-(Benzo[d]thiazol-2-yl)-2-mercapto-1H-imidazol-4-yl)-2H-benzopyra-2-one**

Sandeep *et al.* [50, 51] observed significant antimicrobial and anti-inflammatory activities.

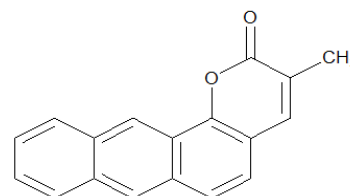


**Fig. 10: 7Methoxy-4-methyl-8-[5-arylisoaxazol-3-yl]-2H-benzopyran-2-one**

Rafat M. and team [52] observed antifungal and antibacterial activities.

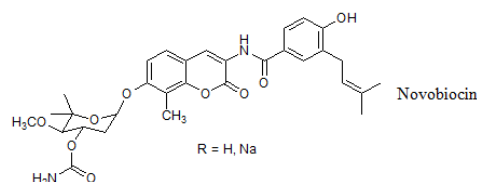


**Fig. 11: 8-Methyl-9H-pyreno[1,2-b]pyran-9-one**

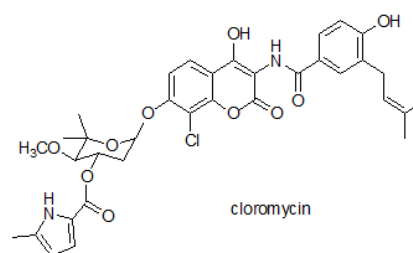


**Fig. 12: 3-Methyl 2H-anthra[1,2-b]pyran-2-one**

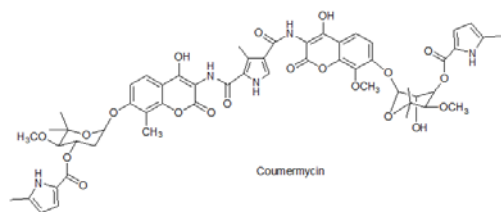
Novobiocin, Coumermycin and clorobiocin are potent antibiotics.



**Fig. 13: R=H, Na**

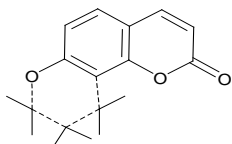


**Fig. 14: Cloromycin**



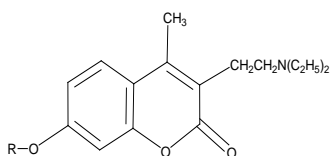
**Fig. 15: Coumermycin**

Coumarone derivatives showed strong coronary vasodilating activity.



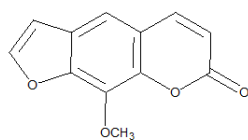
**Fig. 16: 7-Oxycoumarin skeleton**

Recently, the Synthetic 7-hydroxy coumarone derivative observed as an antianginal drug.

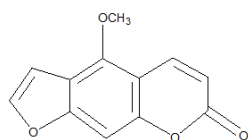


**Fig. 17: 3β-Diethylaminoethyl-4-methylcoumarin-7-ethoxyacetate**

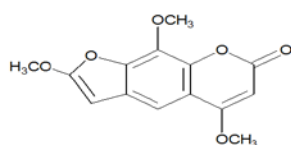
A number of naturally occurring as well as synthetic furocoumarins such as psoralen etc are well known for their dermal photosensitizing, estrogenic, antibacterial, antifungal, antiviral and insecticidal activities. Marked anti-fertility activity of a number of diphenyl furocoumarins is also attributed to a triaryl ethylene pattern.



**Fig. 18: 5-Methoxy psoralen**



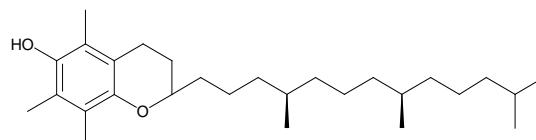
**Fig. 19: 8-Methoxy psoralen**



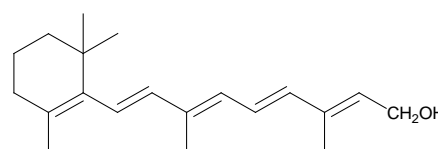
**Fig. 20: 4, 5',8-Trimethoxy psoralen**

Various pyrano benzopyrans are known for their biological activities. Some pyrano benzopyran 2,5 diones are well known for their anticoagulant activity, CNS activity and anti-HIV agents.

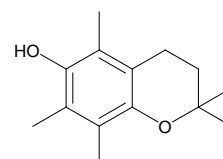
Other known antioxidants include curcumin found in turmeric and ginger.



**Fig. 21: α-Tocopherol**

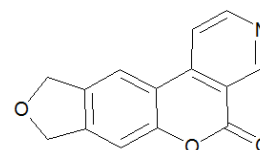


**Fig. 22: Retinal**



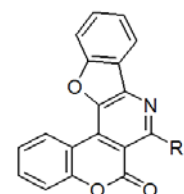
**Fig. 23: 2,2,5,7,8,-Pentamethyl-6-chromanol**

The benzofurano (3,2-b) pyridines and tetra hydroypyridines have been reported as potential anti-allergic agents and potential antidepressants.

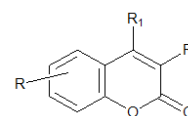


**Fig. 24: Thymine dimer photosensitiser**

Pyridine-fused coumarins and benzofuran



**Fig. 25: Novel angularly fused pentacyclic heterocycles**



**Fig. 26: Diversified coumarin**

3-carboxyl coumarin derivatives useful as GPR35 agonists observed by Liang, Xinmiao *et al.* and Li, Xue was observed antiplatelet aggregation activity.

Derivatives of (coumarin-4-yl) aminocarboxylic acids, (thiocoumarin-4-yl) aminocarboxylic acids and (2-oxo-1,2-dihydroquinolin-4-yl) aminocarboxylic acids (I) (R1 is a hydrogen or a nitro group; X is O, S or NH; Y is OH, OCH<sub>3</sub>, OC<sub>2</sub>H<sub>5</sub>, NH<sub>2</sub> or NHCH<sub>3</sub>; n = 3, 4, 5, 6) were showed as anticonvulsants observed by Mokrov, G. V

#### Following Coumarone derivatives synthesized in our laboratory

Naganna M. Goudgaon *et al.* [53] synthesized and observed antimicrobial activities of a series of some innovative substituted coumarone derivatives.

Sharanabasappa B. Patil *et al.* [54], synthesized and observed antimicrobial activity of 6-bromo-3-((E)-3-(3-(Aryl)-1-phenyl-1H-pyrazol-4-yl)acryloyl)-2H-chromen-2-ones, 6-bromo-3-(1,2,5,6-tetrahydro-6-(3-(Aryl)-1-phenyl-1H-pyrazol-4-yl)-2-thioxopyrimidin-4-yl)-2H-chromen-2-ones, 4-(6-bromo-2-oxo-2H-chromen-3-yl)-5, 6-dihydro-6-(3-(Aryl)-1-phenyl-1H-pyrazol-4-yl) pyrimidin-2(1H)-ones and 6-bromo-3-(4, 5-dihydro-5-(3-(Aryl)-1-phenyl-1H.

#### CONCLUSION

The natural and Synthetic Coumarone derivatives showed potent biological properties. (such as anti-inflammatory, anticoagulant, antimicrobial, antiviral, anticancer, antihypertensive, antitubercular, anticonvulsant, antiadipogenic, antihyperglycemic, antioxidant, and neuroprotective).

#### FUNDING

Nil

#### AUTHORS CONTRIBUTIONS

All the authors have contributed equally.

#### CONFLICT OF INTERESTS

Declared none

#### REFERENCES

1. Y Aoyama, T Katayama, M Yamamoto, H Tanaka, K Kon. A new antitumor antibiotic product, demethylchartreusin. Isolation and biological activities. *J Antibiotics* 1992;45:875-8.
2. M Iranshahi, M Askari, A Sahebkar, D Hadjipavlou Litina. Evaluation of antioxidant, anti-inflammatory and lipoxygenase inhibitory activities of the prenylated coumarin umbelliprenin. *DARU* 2009;17:99-103.
3. WC Evans. Trease and evans pharmacognosy, Elsevier Ltd. 16<sup>th</sup> edition; 2009.
4. JA Mead, JN Smith, RT Williams. Studies in detoxication. 71. The metabolism of hydroxycoumarins. *Biochem J* 1958;68:67-74.
5. C Spino, M Dodier, S Sotheeswaran. Anti-HIV coumarins from calophyllum seed oil. *Bioorg Med Chem Lett* 1998;8:3475-8.
6. S Rosselli, AM Maggio, N Faraone. The cytotoxic properties of natural coumarins isolated from roots of ferulago campestris (Apiaceae) and of synthetic ester derivatives of aegelinol. *Nat Prod Commun* 2009;4:1701-6.
7. Atta-ur-Rahman, M Shabbir, S Ziauddin Sultani, A Jabbar, MI Choudhary. Cinnamates and coumarins from the leaves of *Murraya paniculata*. *Phytochemistry* 1997;44:683-5.
8. J Cohen. Critical review of the toxicology of coumarin with special reference to interspecies differences in metabolism and hepatotoxic response and their significance to man. *Food Cosmetics Toxicol* 1979;17:277-89.
9. RW Fuller, HR Bokesch, KR Gustafson. HIV inhibitory coumarins from latex of the tropical rainforest tree *calophyllum teysmannii* var. *inophylloide*. *Bioorganic Med Chem Lett* 1994;4:1961-4.
10. J Choi, KT Lee, H Ka, WT Jung, HJ Jung, HJ Park. Constituents of the essential oil of the cinnamomum cassia stem bark and the biological properties. *Arch Pharmacol Res* 2001;24:418-23.
11. F Bourgaud, A Hehn, R Larbat. Biosynthesis of coumarins in plants: a major pathway still to be unravelled for cytochrome P450 enzymes. *Phytochem Rev* 2006;5:293-308.
12. D Bogdal. Coumarins: fast synthesis by Knoevenagel condensation under microwave irradiation. *J Chem Res Synopses* 1998;8:468-9.
13. BG Lake. Coumarin metabolism, toxicity and carcinogenicity: relevance for human risk assessment. *Food Chem Toxicol* 1999;37:423-53.
14. D Egan, R O'Kennedy, E Moran, D Cox, E Prosser, RD Thornes. The pharmacology, metabolism, analysis, and applications of coumarin and coumarin-related compounds. *Drug Metab Rev* 1990;22:503-29.
15. ME Marshall, JL Mohler, K Edmonds. An updated review of the clinical development of coumarin (1,2-benzopyrone) and 7-hydroxycoumarin. *J Cancer Res Clin Oncol* 1994;120:S39-S42.
16. RDH Murray. Naturally occurring plant coumarins. In: *Progress in the Chemistry of Organic Natural Products*, Springer, New York, NY, USA; 1997. p. 2-105.
17. Hudson JB, Towers GHN, Steve M, Dorling Peter R. Proc int symp poisonous plants 1993. *Chem Abstr* 1996;19:1209.
18. Marshall ME, Butler K, Cantrell J, Wiseman C, Mendelsohn L. Treatment of advanced malignant melanoma with coumarin and cimetidine: a pilot study. *Cancer Chemother Pharmacol* 1989;24:65.
19. Cox D, O'Kennedy R, Thornes RD. The rarity of liver toxicity in patients treated with coumarin (1,2-benzopyrone). *Human Toxicol* 1989;8:501.
20. Steffen US, Weber B, Siegers C. Synthesis of a diverse series of phosphocoumarins with biological activities. *Res Commun Mol Pathol Pharmacol* 1998;99:193.
21. Cooke D, Fitzpatrick B, O' Kennedy R, McCormack T, Egan D. Coumarin: biochemical profile and recent developments; John Wiley and Sons: New York; NY, USA; 1997. p. 311-22.
22. Dongamanti Ashok, Bachi Reddy Vanaja, Mdderla Sarasija, B Vijaya Lakshmi. Microwave-assisted synthesis of substituted 4-chloro-8-methyl-2--(1,3-diphenyl-1H-pyrazol-4-yl)-1,5-dioxo-2H-phenanthren-6--ones and their antimicrobial activity. *J Serb Chem Soc* 2017;82:117-25.
23. Kostova I, Raleva S, Genova P, Argirova R. Structure-activity relationships of synthetic coumarins as HIV-1 inhibitors. *Bioinorg Chem Appl* 2006. <https://doi.org/10.1155/BCA/2006/68274>
24. Daniele Simoni, Riccardo Rondonin, Riccardo Baruchello, Michele Rizzi, Giuseppina Grisolia, Marco Eleopra, *et al.* Novel terphenyls and 3,5-diaryl isoxazole derivatives endowed with growth-supporting and antiapoptotic properties. *J Med Chem* 2008;51:4796-803.
25. Sardari S, Mori Y, Horita K, Micetich RG, Nishibe S, Daneshalab M. Synthesis and antifungal activity of coumarins and angular furanocoumarins. *Bioorg Med Chem* 1999;7:1933-40.
26. Teotia MP, Rastogi DK, Malik WU. Stereochemical features vis-a-vis spectral data on some nickel(II) complexes of amino ligands viz. 3,3'-Diamino-4,4'-dihydroxy diphenyl sulphone and 8-amino-7-hydroxy-4-methylcoumarin. *Inorg Chim Acta* 1973;7:339.
27. Issa M, Omar MM, Sabrah BA, Mohamed SK. Complexes of cerium (III), thorium (IV) and dioxouranium (II) with 8-(aryloxy)-7-hydroxy-4 methyl coumarin dyes. *J Indian Chem Soc* 1992;69:186.
28. El-Ansary AL, Omar NMM. New lanthanide complexes of 4-methyl-7-hydroxycoumarin and their pharmacological activity. *Egypt J Chem* 1988;31:511-20.
29. Kerr JS, Li HY, Wexler RS, Robinson AJ, Rob Inson CS, Boswell GA, *et al.* The characterization of potent novel warfarin analogs. *Thromb Res* 1997;88:127-36.
30. Kam CM, Kerrigan JE, Plaskon RR, Duffy EJ, Lollar P, Suddath FL, *et al.* Mechanism-based isocoumarin inhibitors for blood coagulation serine proteases. Effect of the 7-substituent in 7-amino-4-chloro-3-(isothioureidoalkoxy)isocoumarins on inhibitory and anticoagulant potency. *J Med Chem* 1994;37:1298-306.
31. Kam CM, Kerrigan JE, Plaskon RR, Duffy EJ, Lollar P, Suddath FL, *et al.* Mechanism-based isocoumarin inhibitors for blood coagulation serine proteases. Effect of the 7-substituent in 7-amino-4-chloro-3-(isothioureidoalkoxy)isocoumarins on inhibitory and anticoagulant potency. *J Med Chem* 1994;37:1298-306.
32. Yamada M, Okamoto H, Kikuzaki N, Nakatani. Spasmolytic activity of aurapten analogs. *Biosci Biotechnol Biochem* 1997;61:740.

33. Brahmabhatt DL, Pandya VP, Patel CN, Patel MA. Synthesis of some 3-(4-styryl-6-aryl-pyridin-2-yl)-and 3-(6-styryl-4-aryl-pyridin-2-yl) coumarins. *Indian J Chem* 2005;44b:1863.
34. Kotali A, Lafazanis IS, Athanassios Papageorgiou, Eleni Chrysogelou, Theodoros Lialiaris, Zacharias Sinakos. Synthesis, characterization and antileuemic activity of 7-hydroxy-8-acetylcoumarin benzoylhydrazone. *Molbank* 2008;M574:1-4.
35. DiGiovanni J, Cooper CS, Grover JL. (eds). *Handbook of experimental pharmacology*, New York; 1990;94/11:159-22.
36. Wattenberg JLW, Lam LKT, Fladmoe A. V Inhibition of chemical carcinogen-induced neoplasia by coumarins and aangelicalactone. *Cancer Res* 1979;39:1651-4.
37. Nair RV, Fisher EP, Safe SH, Cortez C, Harvey RG, DiGiovanni J. Novel coumarins as potential anticarcinogenic agents. *Carcinogenesis* 1991;12:65-9.
38. Kampranis SC, Gormley NA, Tranter R, Orphanides G, Maxwell A. Probing the binding of coumarins and cyclothialidines to DNA gyrase. *Biochemistry* 1999;38:1967-76.
39. Roe SM, Podromou C, O'Brien R, Ladbury JE, Piper PW, Pearl LH. Structural basis for inhibition of the Hsp90 molecular chaperone by the antitumor antibiotics radicicol and geldanamycin. *J Med Chem* 1999;42:260-6.
40. Yu XM, Shen G, Neckers L, Blake H, Holzbeierlein J, Cronk B, et al. Hsp90 inhibitors identified from a library of novobiocin analogues. *J Am Chem Soc* 2005;127:12778-9.
41. Y Jacquot. Synthesis, structure, and estrogenic activity of 4-amino-3-(2-methylbenzyl)coumarins on human breast carcinoma cells. *Bioorg Med Chem* 2007;15:2269.
42. RB Arora, CN Mathur. Relationship between structure and anticoagulant activity of coumarin derivatives. *J Pharmacol* 1963;20:29.
43. Lan Xie, Yasuo Takeuchi, L Mark Cosentino, Kuo Husing Lee, Anti-AIDS Agents. Synthesis and structure-activity relationships of (3'R,4'R)-(+)-cis-khellactone derivatives as novel potent anti-HIV agents. *J Med Chem* 1999;42:2662.
44. Nakagawa Goto K, Nakamura S, Lee KH, Antitumor Agents. Syntheses and evaluation of dietary antioxidant-taxoid conjugates as novel cytotoxic agents. *Biorg Med Chem Lett* 2007;17:2894.
45. Moon YJ, Wang X, Morris ME. Dietary flavonoids: effects on xenobiotic and carcinogen metabolism. *Toxicol In Vitro* 2006;20:187-210.
46. Hoult JRS, Paya M. Pharmacological and biochemical actions of simple coumarins: natural products with therapeutic potential. *Gen Pharm* 1996;27:713.
47. Neichi T, Koshihara Y, Murota SI. Inhibitory effect of esculetin on 5-lipoxygenase and leukotriene biosynthesis. *Biochem Biophys Acta* 1983;753:130.
48. Fylaktakidou KC, Hadjipavlou Litina D, Litinas KE, Nicolaidis DN. Natural and synthetic coumarin derivatives with anti-inflammatory/antioxidant activities. *Curr Pharm Design* 2004;10:3813.
49. Nicolaidis DN, Filaktakidou KC, Litinas KE, Hadjipavlou Litina DJ. Synthesis and biological evaluation of several coumarin-4-carboxamidoxime and 3-(coumarin-4-yl)-1,2,4-oxadiazole derivatives. *Eur J Med Chem* 1998;33:715-24.
50. Nicolaide SDN, Fylaktakidou KC, Litinas KE. Hadjipavlou litina d. *J Eur Heterocyclic Chem* 1998;35:619.
51. Sumakanth M, Sukanya M, Sruthi K. Antibacterial activity of mannich bases of coumarins. *Eur J Biomed Pharm Sci* 2019;6:288-94.
52. Naik Mamata Devendra, Bodke Yadav D, M Vijay Kumar, BC Revanasiddappa. An efficient one-pot synthesis of coumarin-amino acid derivatives as potential anti-inflammatory and antioxidant agents. *Synth Commun* 2020;50:1210-6.
53. Parameshwarappa G, Lingamani J, Sharanabasappa B Patil, Naganna M Goudgaon. Synthesis and anti-microbial activity of thiazole substituted coumarins. *Heterocycl Commun* 2009;15:343-8.
54. Sharanabasappa B Patil, NM Goudgaon. Synthesis and antimicrobial activity of novel coumarone analogues. *Int J Pharm Sci Res* 2019;10:960-5.